


Environmental product declaration

in accordance with ISO 14025 and EN 15804+A2

Betonelement Grå væg



Næringslivets stiftelse for
Miljødeklarasjoner

Deklarationens ejer:

Heidelberg Materials Precast Denmark A/S

Produkt:

Betonelement Grå væg

Deklareret enhed:

1 tonne

Deklarationen er baseret på PCR:

EN 15804:2012+A2:2019 tjener som kerne-PCR
NPCR 020:2021 Part B for Concrete and concrete
elements

Programoperatør:

Næringslivets stiftelse for
Miljødeklarasjoner

Deklarationsnummer:

Publiseringsnummer:

Godkendt dato:

19.02.2024

Gyldig til:

19.02.2029

EPD software:

LCAno EPD generator ID: 210917

Generel information

Produkt

Betonelement Grå væg

Programoperatør:

Post Box 5250 Majorstuen, 0303 Oslo, Norway
Næringslivets stiftelse for Miljødeklarasjoner
Telefon: +47 23 08 80 00
web: post@epd-norge.no

Deklarationsnummer:

Deklarationen er baseret på PCR:

EN 15804:2012+A2:2019 tjener som kerne-PCR
NPCR 020:2021 Part B for Concrete and concrete elements

Erklæring om ansvar:

Ejeren af deklARATIONEN er ansvarlig for den underliggende information og dokumentation. EPD Norge er ikke ansvarlig for producentinformationer, data om livscyklusvurdering og dokumentation

Deklareret enhed:

1 tonne Betonelement Grå væg

Deklareret enhed med option:

A1,A2,A3,A4,C1,C2,C3,C4,D

Funktionel enhed:

Generelt om verifikation af EPD fra værktøj:

Uafhængig verifikation af data, anden miljøinformation og EPD er foretaget efter ISO 14025:2010, kapitel 8.1.3 og 8.1.4. Individuel tredjepartsverificering af hver EPD er ikke nødvendig når værktøjet er i) integreret i virksomhedens miljøledelsessystem, ii) procedurer for brug af værktøjet er godkendt af EPD-Norge og iii) processen granskes årlig. Se bilag G i EPD-Norges retningslinjer for yderligere information om EPDværktøj.

Verifikation af EPD- værktøj:

Uafhængig tredjepartsverifikation af værktøj, baggrundsdata og test-EPD er foretaget i henhold til EPD-Norges procedurer og retningslinjer for verificering og godkendelse af EPD-værktøj.

Tredjeparts verifikator:

Jane Anderson, Construction LCA Ltd

(kræver ikke signatur)

Deklarationens ejer:

Heidelberg Materials Precast Denmark A/S
Kontaktperson: Kristina Bolbro Agerholm
Telefon: +45 72 17 10 00
e-post: Kristina.Agerholm@heidelbergmaterials.dk

Producent:

Heidelberg Materials Precast Denmark A/S

Produktionssted:

Heidelberg Materials Precast Denmark A/S
Mads Clausens Vej 58
6360 Tinglev, Denmark

Kvalitet/Miljøsystem:

ISO 9001

Org. no.:

33255047

Godkendt dato:

19.02.2024

Gyldig til:

19.02.2029

Årstal for studiet:

2023

Sammenlignelighed:

EPDer for byggevarer er muligvis ikke sammenlignelige hvis ikke de overholder kravene i EN 15804 og ses i en byggesammenhæng.

Udarbejdelse og verifikation af miljødeklARATIONEN

Deklarationen er udarbejdet og verificeret ved brug af EPDværktøj lca.tools ver EPD2022.03, udviklet af LCA.no AS. EPDværktøjet er integreret i virksomhedens miljøledelsessystem, og godkendt af EPD-Norge, NEPDT62 EPD generator for Dansk Beton

EPD er udarbejdet af: Driton Ramadani

Virksomhedsspecifikke data og EPD er kontrolleret af: Dennis F. Hansen

Godkendt:

Håkon Hauan, CEO EPD-Norge

Produkt

Produktbeskrivelse:

Væg til elementbyggeri

se mere på <https://precast.heidelbergmaterials.dk/betonelementer/betonvaegge/>

Produktspecifikation:

| Materials | kg | % |
|------------------------------------|---------|-------|
| Aggregate | 441,00 | 44,10 |
| Cement | 132,00 | 13,20 |
| Chemical | 2,47 | 0,25 |
| Metal - Steel | 8,30 | 0,83 |
| Pigments and Fillers | 16,00 | 1,60 |
| Plastic - Polyethylene (MDPE) | 0,03 | 0,00 |
| Plastic - Polyvinyl chloride (PVC) | 0,40 | 0,04 |
| Reinforcement | 49,10 | 4,91 |
| Sand | 307,70 | 30,77 |
| Water | 43,00 | 4,30 |
| Total | 1000,00 | |

Tekniske data:

https://precast.heidelbergmaterials.dk/media/4fcde4i4/db_betonvaegge_klar.pdf

Beton C 35 - 50 MPa Eksponeringsklasse P+M+A+EA udført iht. DS/EN 14992

Markedsområde:

Danmark

Levetid, produkt:

50

Levetid, anlæg:

100

LCA: Beregningsregler

Deklareret enhed:

1 tonne Betonelement Grå væg

Cut-off kriterier:

Alle vigtige råmaterialer og alle vigtige energiforbrug er inkluderet. Produktionsprocesser for råmaterialer og energistrømme som indgår med meget små mængder (mindre end 1%) kan udelades iht. EN 15804. Disse cutoff kriterier gælder ikke for farlige materialer og stoffer.

Allokering:

Allokering er foretaget iht. bestemmelser i EN 15804. Indgående energi og vand, samt produktion af affald i egen produktion er allokeret lige mellem alle produkterne gennem masseallokering. Miljøpåvirkninger og ressourceforbrug for primærproduktion af recirkulerede materialer er allokeret til det oprindelige produktsystem.

Datakvalitet:

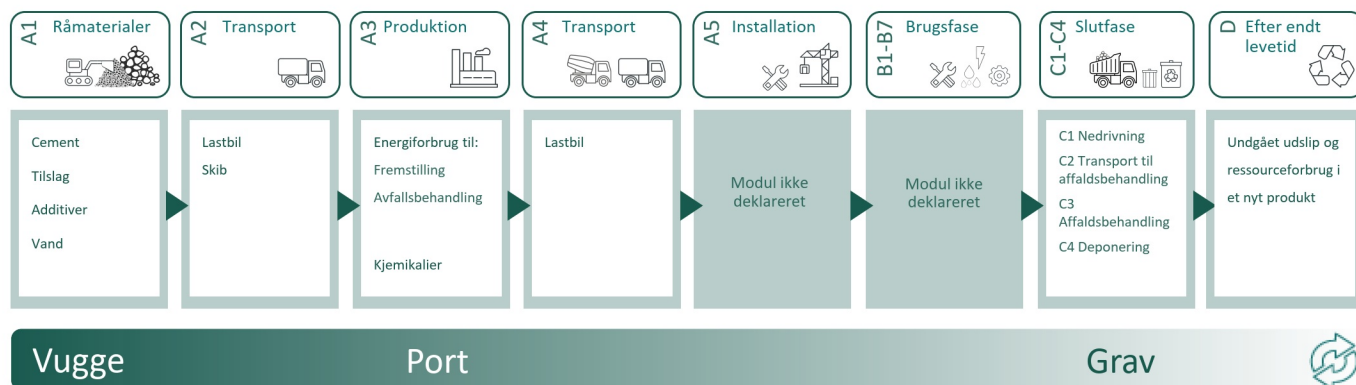
Specifikke data for produktsammensætningen er fremskaffet af producenten. De repræsenterer productionen af det deklarerede produkt og blev indsamlet til udarbejdelsen af denne EPDen i det angivne studieår Baggrundsdata er baseret på EPDer iht. til EN 15804, og forskellige LCA databaser Datakvaliteten for råmaterialerne i A1 er præsenteret i tabellen under.

| Materials | Source | Data quality | Year |
|------------------------------------|--------------------------|-------------------|------|
| Aggregate | ecoinvent 3.6 | Database | 2019 |
| Cement | ecoinvent 3.6 | Database | 2019 |
| Cement | EPD-HCG-20210273-CBA1-EN | EPD | 2022 |
| Cement | NEPD-3946-2909 | EPD | 2022 |
| Cement | S-P-06379 | EPD | 2020 |
| Chemical | HUB-0092 | EPD | 2022 |
| Chemical | Supplier | Supplier specific | 2022 |
| Metal - Steel | ecoinvent 3.6 | Database | 2019 |
| Pigments and Fillers | MD-20026-DA | EPD | 2020 |
| Pigments and Fillers | S-P-05193 | EPD | 2021 |
| Plastic - Polyethylene (MDPE) | ecoinvent 3.6 | Database | 2019 |
| Plastic - Polyvinyl chloride (PVC) | ecoinvent 3.6 | Database | 2019 |
| Reinforcement | ecoinvent 3.6 | Database | 2019 |
| Reinforcement | EPD-BSW-20210265-CBA1-DE | EPD | 2019 |
| Sand | ecoinvent 3.6 | Database | 2019 |
| Water | ecoinvent 3.6 | Database | 2019 |

Systemgrænser (X=inkluderet, MND=modul ikke deklareret, MNR=modul ikke relevant)

| Product stage | | | | Construction installation stage | Use stage | | | | | | | | End of life stage | | | | Beyond the system boundaries |
|------------------------|----------------------------|------------------------|--------------------------|---------------------------------|-----------|-------------|------------|-------------|------------|--------|----------|------------|---------------------------------|-------------------|------------|---|------------------------------|
| Udvinding af råstoffer | Transport til fremstilling | Materialerfremstilling | Transport til byggeplads | Installation | Brug | Vedligehold | Reparation | Udskiftning | Renovering | Energi | Vandbrug | Nedrivning | Transport til affaldsbehandling | Affaldsbehandling | Deponering | Genanvendelse, genvinding og/eller genbrugspotentiale | |
| | | | | | | | | | | | | | | | | | |
| | | | | | | | | | | | | | | | | | |
| A1 | A2 | A3 | A4 | A5 | B1 | B2 | B3 | B4 | B5 | B6 | B7 | C1 | C2 | C3 | C4 | D | |
| X | X | X | X | MND | MND | MND | MND | MND | MND | MND | MND | X | X | X | X | X | |

Systemgrænser:



Tillægsinformation

LCA: Scenarier og anden teknisk information

Følgende information beskriver scenarierne for modulerne i EPDen.

| Transport til byggeplads (A4) | Capacity utilisation (incl. return) % | Distance (km) | Fuel/Energy Consumption | Unit | Value (Liter/tonn) |
|---|---------------------------------------|---------------|-------------------------|-------|--------------------|
| Truck, over 32 tonnes, EURO 6 (km) - Europe | 53,3 % | 263 | 0,023 | l/tkm | 6,06 |
| Nedrivning (C1) | Unit | Verdi | | | |
| Demolition of building per kg of cement-based product, C1 (kg) | kg/DU | 951,88 | | | |
| Demolition of building per kg of Steel in cement-based product, C1 (kg) | kg/DU | 48,12 | | | |
| Transport affaldsbehandling (C2) | Capacity utilisation (incl. return) % | Distance (km) | Fuel/Energy Consumption | Unit | Value (Liter/tonn) |
| Truck, over 32 tonnes, EURO 6 (km) - Europe | 53,3 % | 30 | 0,023 | l/tkm | 0,69 |
| Affaldsbehandling (C3) | Unit | Verdi | | | |
| Waste treatment of cement-based product after demolition, C3 (kg) | kg | 23,80 | | | |
| Waste treatment of Steel in cement-based product after demolition, C3 (kg) | kg | 32,24 | | | |
| Waste treatment per kg Plastic, Mixture, incineration with fly ash extraction (kg) | kg | 0,43 | | | |
| Deponering (C4) | Unit | Verdi | | | |
| Landfilling of ashes from incineration of Plastics, Mixture, municipal incineration with fly ash extraction, process per kg ashes and residues (kg) | kg | 0,02 | | | |
| Waste, concrete, to landfill (kg) | kg | 928,08 | | | |
| Waste, scrap steel, to landfill (kg) | kg | 15,88 | | | |
| Genbrugs-, genanvendelses- el. genvindingspotentiale (D) | Unit | Verdi | | | |
| Substitution of electricity (MJ) | MJ | 0,66 | | | |
| Substitution of primary aggregates, gravel round (kg) | kg | 23,80 | | | |
| Substitution of primary steel with net scrap (kg) | kg | 15,60 | | | |
| Substitution of thermal energy, district heating (MJ) | MJ | 9,99 | | | |

LCA: Resultater

| Miljøpåvirkning (Environmental impact) | | | | | | | | | | | |
|---|----------------------------------|------------------------|----------|----------|-----------|----------|----------|----------|----------|----------|-----------|
| Indicator | | Unit | A1 | A2 | A3 | A4 | C1 | C2 | C3 | C4 | D |
|  | GWP-total | kg CO ₂ -eq | 1,71E+02 | 1,12E+01 | 9,54E+00 | 2,29E+01 | 4,00E+00 | 2,61E+00 | 1,06E+00 | 4,05E+00 | -1,73E+01 |
|  | GWP-fossil | kg CO ₂ -eq | 1,70E+02 | 1,12E+01 | 9,61E+00 | 2,29E+01 | 4,00E+00 | 2,61E+00 | 1,06E+00 | 4,04E+00 | -1,73E+01 |
|  | GWP-biogenic | kg CO ₂ -eq | 9,24E-01 | 4,12E-03 | -3,04E-01 | 9,82E-03 | 7,50E-04 | 1,12E-03 | 3,66E-04 | 3,44E-03 | -1,07E-02 |
|  | GWP-luluc | kg CO ₂ -eq | 6,30E-02 | 4,40E-03 | 2,35E-01 | 6,99E-03 | 3,15E-04 | 7,96E-04 | 5,92E-05 | 7,93E-04 | -9,72E-03 |
|  | ODP | kg CFC11 -eq | 5,52E-06 | 2,57E-06 | 1,43E-06 | 5,53E-06 | 8,64E-07 | 6,30E-07 | 1,01E-08 | 1,97E-06 | -4,22E-03 |
|  | AP | mol H+ -eq | 4,51E-01 | 1,42E-01 | 3,19E-02 | 7,38E-02 | 4,19E-02 | 8,41E-03 | 5,45E-04 | 3,94E-02 | -8,63E-02 |
|  | EP-FreshWater | kg P -eq | 7,61E-03 | 7,28E-05 | 8,85E-05 | 1,82E-04 | 1,46E-05 | 2,08E-05 | 2,71E-06 | 3,02E-05 | -1,06E-03 |
|  | EP-Marine | kg N -eq | 7,33E-02 | 3,33E-02 | 1,46E-02 | 1,62E-02 | 1,85E-02 | 1,84E-03 | 2,01E-04 | 1,48E-02 | -1,80E-02 |
|  | EP-Terrestrial | mol N -eq | 1,21E+00 | 3,72E-01 | 1,35E-01 | 1,80E-01 | 2,00E-01 | 2,05E-02 | 2,18E-03 | 1,63E-01 | -1,84E-01 |
|  | POCP | kg NMVOC -eq | 3,77E-01 | 1,04E-01 | 3,60E-02 | 7,08E-02 | 5,57E-02 | 8,07E-03 | 5,55E-04 | 4,66E-02 | -8,70E-02 |
|  | ADP-minerals&metals ¹ | kg Sb-eq | 1,11E-03 | 1,56E-04 | 5,38E-05 | 4,09E-04 | 6,14E-06 | 4,66E-05 | 6,16E-07 | 3,58E-05 | -3,02E-04 |
|  | ADP-fossil ¹ | MJ | 1,17E+03 | 1,69E+02 | 1,36E+02 | 3,73E+02 | 5,51E+01 | 4,24E+01 | 1,38E+00 | 1,30E+02 | -1,46E+02 |
|  | WDP ¹ | m ³ | 4,11E+03 | 1,03E+02 | 4,71E+01 | 2,86E+02 | 1,17E+01 | 3,25E+01 | 1,37E+02 | 2,75E+02 | 8,36E+02 |

GWP-total = Global Warming Potential total; GWP-fossil = Global Warming Potential fossil fuels; GWP-biogenic = Global Warming Potential biogenic; GWP-luluc = Global Warming Potential land use and land use change; ODP = Depletion potential of the stratospheric ozone layer; AP = Acidification potential, Accumulated Exceedance; EP-freshwater = Eutrophication potential, fraction of nutrients reaching freshwater end compartment; EP-marine = Eutrophication potential, fraction of nutrients reaching marine end compartment; EP-terrestrial = Eutrophication potential, Accumulated Exceedance; POCP = Formation potential of tropospheric ozone; ADP-minerals&metals = Abiotic depletion potential for non-fossil resources; ADP-fossil = Abiotic depletion for fossil resources potential; WDP = Water (user) deprivation potential, deprivation-weighted water consumption







¹Læseeksempel $9,0 \cdot 10^{-3} = 9,0 \cdot 10^{-3} = 0,009$

*INA Indicator Not Assessed

1. The results of this environmental impact indicator shall be used with care as the uncertainties on these results are high or as there is limited experienced with the indicator

Remarks to environmental impacts

Additional environmental impact indicators

| Indicator | Unit | A1 | A2 | A3 | A4 | C1 | C2 | C3 | C4 | D |
|---|-------------------|----------|----------|----------|----------|----------|----------|----------|----------|-----------|
|  PM | Disease incidence | 5,05E-06 | 6,85E-07 | 6,07E-07 | 2,11E-06 | 5,07E-06 | 2,40E-07 | 6,13E-09 | 8,40E-07 | -1,46E-06 |
|  IRP ² | kgBq U235 -eq | 5,44E+03 | 7,36E-01 | 1,99E-01 | 1,63E+00 | 2,40E-01 | 1,85E-01 | 2,11E-02 | 5,66E-01 | 4,79E-02 |
|  ETP-fw ¹ | CTUe | 2,27E+03 | 1,15E+02 | 4,39E+01 | 2,72E+02 | 3,01E+01 | 3,10E+01 | 3,03E+00 | 6,45E+01 | -9,62E+02 |
|  HTP-c ¹ | CTUh | 3,62E-07 | 0,00E+00 | 3,12E-09 | 0,00E+00 | 1,00E-09 | 0,00E+00 | 1,15E-10 | 1,89E-09 | -8,27E-08 |
|  HTP-nc ¹ | CTUh | 2,48E-06 | 8,56E-08 | 6,47E-08 | 2,63E-07 | 2,80E-08 | 3,00E-08 | 3,47E-09 | 3,78E-08 | 1,79E-06 |
|  SQP ¹ | dimensionless | 3,43E+02 | 1,45E+02 | 1,38E+02 | 4,27E+02 | 6,69E+00 | 4,87E+01 | 7,24E-01 | 4,75E+02 | -1,43E+01 |











PM = Particulate Matter emissions; IRP = Ionizing radiation – human health; ETP-fw = Eco toxicity – freshwater; HTP-c = Human toxicity – cancer effects; HTP-nc = Human toxicity – non cancer effects; SQP = Potential Soil Quality Index (dimensionless)

"Læseeksempel 9,0 E-03 = $9,0 \cdot 10^{-3}$ = 0,009"

*INA Indicator Not Assessed

1. The results of this environmental impact indicator shall be used with care as the uncertainties on these results are high or as there is limited experienced with the indicator
2. This impact category deals mainly with the eventual impact of low dose ionizing radiation on human health of the nuclear fuel cycle. It does not consider effects due to possible nuclear accidents, occupational exposure nor due to radioactive waste disposal in underground facilities. Potential ionizing radiation from the soil, from radon and from some construction materials is also not measured by this indicator.

Resourceforbrug (Resource use)




| Indicator | Unit | A1 | A2 | A3 | A4 | C1 | C2 | C3 | C4 | D |
|---|----------------|----------|----------|-----------|----------|----------|----------|-----------|----------|-----------|
|  PERE | MJ | 2,80E+02 | 1,81E+00 | 5,17E+01 | 4,69E+00 | 3,00E-01 | 5,34E-01 | 6,44E-01 | 2,01E+00 | -1,71E+01 |
|  PERM | MJ | 5,52E-03 | 0,00E+00 | 0,00E+00 | 0,00E+00 | 0,00E+00 | 0,00E+00 | 0,00E+00 | 0,00E+00 | 0,00E+00 |
|  PERT | MJ | 2,80E+02 | 1,81E+00 | 5,17E+01 | 4,69E+00 | 3,00E-01 | 5,34E-01 | 6,44E-01 | 2,01E+00 | -1,71E+01 |
|  PENRE | MJ | 1,17E+03 | 1,69E+02 | 1,36E+02 | 3,73E+02 | 5,51E+01 | 4,24E+01 | 1,38E+00 | 1,30E+02 | -1,46E+02 |
|  PENRM | MJ | 1,08E+01 | 0,00E+00 | -2,17E-01 | 0,00E+00 | 0,00E+00 | 0,00E+00 | -9,88E+00 | 0,00E+00 | 0,00E+00 |
|  PENRT | MJ | 1,18E+03 | 1,69E+02 | 1,36E+02 | 3,73E+02 | 5,51E+01 | 4,24E+01 | -8,50E+00 | 1,30E+02 | -1,46E+02 |
|  SM | kg | 6,96E+01 | 0,00E+00 | 6,56E-02 | 0,00E+00 | 0,00E+00 | 0,00E+00 | 0,00E+00 | 0,00E+00 | 0,00E+00 |
|  RSF | MJ | 9,52E+01 | 6,17E-02 | 2,76E-02 | 1,64E-01 | 0,00E+00 | 1,87E-02 | 1,67E-04 | 4,15E-02 | 6,15E-01 |
|  NRSF | MJ | 1,49E+02 | 2,69E-01 | 1,22E-01 | 5,49E-01 | 0,00E+00 | 6,26E-02 | 0,00E+00 | 1,19E-01 | 1,77E+01 |
|  FW | m ³ | 1,90E+00 | 1,58E-02 | 1,93E-02 | 4,24E-02 | 2,83E-03 | 4,83E-03 | 3,30E-03 | 1,55E-01 | -7,61E-02 |

PERE = Use of renewable primary energy excluding renewable primary energy resources used as raw materials; PERM = Use of renewable primary energy resources used as raw materials; PERT = Total use of renewable primary energy resources; PENRE = Use of non renewable primary energy excluding non-renewable primary energy resources used as raw materials; PENRM = Use of non renewable primary energy resources used as raw materials; PENRT = Total use of non renewable primary energy resources; SM = Use of secondary materials; RSF = Use of renewable secondary fuels; NRSF = Use of non-renewable secondary fuels; FW = Net use of fresh water

"Læseeksempel 9,0 E-03 = $9,0 \cdot 10^{-3} = 0,009$ "

*INA Indicator Not Assessed

Affaldskategorier (End of life - Waste)






| Indicator | | Unit | A1 | A2 | A3 | A4 | C1 | C2 | C3 | C4 | D |
|---|------|------|----------|----------|----------|----------|----------|----------|----------|----------|-----------|
|  | HWD | kg | 5,66E-01 | 8,46E-03 | 4,79E-01 | 2,04E-02 | 1,62E-03 | 2,32E-03 | 1,23E-04 | 3,99E-04 | -8,95E-02 |
|  | NHWD | kg | 6,43E+01 | 1,06E+01 | 3,07E+01 | 3,24E+01 | 6,52E-02 | 3,69E+00 | 3,90E-03 | 9,44E+02 | -7,04E+00 |
|  | RWD | kg | 1,74E-02 | 1,16E-03 | 2,73E-04 | 2,54E-03 | 3,82E-04 | 2,90E-04 | 1,31E-05 | 1,98E-09 | 3,57E-05 |

HWD = Hazardous waste disposed; NHWD = Non-hazardous waste disposed; RWD = Radioactive waste disposed

"Læseeksempel 9,0 E-03 = $9,0 \cdot 10^{-3}$ = 0,009"

*INA Indicator Not Assessed

Output flows(End of life - Output flow)

| Indicator | Unit | A1 | A2 | A3 | A4 | C1 | C2 | C3 | C4 | D |
|---|------|----|----------|----------|----------|----------|----------|----------|----------|----------|
|  | CRU | kg | 1,06E-01 | 0,00E+00 | 0,00E+00 | 0,00E+00 | 0,00E+00 | 0,00E+00 | 0,00E+00 | 0,00E+00 |
|  | MFR | kg | 2,38E-02 | 0,00E+00 | 1,03E+01 | 0,00E+00 | 0,00E+00 | 0,00E+00 | 5,60E+01 | 0,00E+00 |
|  | MER | kg | 1,18E-02 | 0,00E+00 | 5,18E+00 | 0,00E+00 | 0,00E+00 | 0,00E+00 | 4,30E-01 | 0,00E+00 |
|  | EEE | MJ | 2,64E-04 | 0,00E+00 | 3,43E+00 | 0,00E+00 | 0,00E+00 | 0,00E+00 | 6,61E-01 | 0,00E+00 |
|  | EET | MJ | 4,00E-03 | 0,00E+00 | 5,19E+01 | 0,00E+00 | 0,00E+00 | 0,00E+00 | 9,99E+00 | 0,00E+00 |

CRU = Components for re-use; MFR = Materials for recycling; MER = Materials for energy recovery; EEE = Exported energy electrical; EET = Exported energy thermal

"Læseeksempel 9,0 E-03 = $9,0 \cdot 10^{-3}$ = 0,009"

*INA Indicator Not Assessed

Biogenic Carbon Content

| Indicator | Unit | At the factory gate |
|---|------|---------------------|
| Biogenic carbon content in product | kg C | 0,00E+00 |
| Biogenic carbon content in accompanying packaging | kg C | 0,00E+00 |

Note: 1 kg biogenic carbon is equivalent to 44/12 kg CO₂

Supplerende information

Drivhusgasemission fra elektricitetsforbruget i produktionsfasen

National produktionsmix som inkluderer import, produktion af overføringslinjer og tab i net lav spænding), er brugt som elektricitetsmix. Baggrundsdata er præsenteret i tabellen nedenfor. Karakteriseringsfaktorer fra EN15804:2012+A2:2019 er benyttet.

| Electricity mix | Data source | Amount | Unit |
|--|---------------|--------|---------------------------|
| Electricity, Denmark, wind power, offshore (kWh) | ecoinvent 3.6 | 15,43 | g CO ₂ -eq/kWh |

Farlige stoffer

Produktet er ikke tilført stoffer fra REACH Kandidatliste.

Indeklima

Additional Environmental Information

| Additional environmental impact indicators required in NPCR Part A for construction products | | | | | | | | | | |
|--|------------------------|----------|----------|----------|----------|----------|----------|----------|----------|-----------|
| Indicator | Unit | A1 | A2 | A3 | A4 | C1 | C2 | C3 | C4 | D |
| GWPIOBC | kg CO ₂ -eq | 2,42E+02 | 1,12E+01 | 9,96E+00 | 2,29E+01 | 4,00E+00 | 2,61E+00 | 1,09E+00 | 1,27E-03 | -2,58E+01 |

GWP-IOBC: Globalt opvarmningspotentiale beregnet efter princippet om øjeblikkelig oxidation. GWP-IOBC skaber klarhed over det biogene kulstofbidrag til klimapåvirkningen. GWP-IOBC: Globalt opvarmningspotentiale beregnet efter princippet om øjeblikkelig oxidation. GWP-IOBC skaber klarhed over det biogene kulstofbidrag til klimapåvirkningen.

Bibliografi

DS/EN ISO 14025:2010 Miljømærker og -deklarationer - Type III-miljøvaredeklarationer - Principper og procedurer.

DS/EN ISO 14044:2006/A1:2018 Miljøledelse – Livscyklusvurdering – Krav og vejledning

DS/EN 15804:2012+A2:2019 Bæredygtighed inden for byggeri og anlæg - Miljøvaredeklarationer - Grundlæggende regler for produktkategorien byggevarer

ISO 21930:2017 Sustainability in buildings and civil engineering works, Core rules for environmental product declarations of construction products.

ecoinvent v3, Alloc Rec, Swiss Centre of Life Cycle Inventories.





Iversen et al., (2021) eEPD v2021.09 Background information for EPD generator tool system verification, LCA.no Report number: 07.21

Vold et al., (2022) EPD generator for concrete and concrete elements

Background information for EPD generator application and LCA data, LCA.no report number: 06.22

NPCR Part A: Construction products and services. Ver. 2.0. April 2021, EPD-Norge.

NPCR 020 Part B for concrete and concrete elements, Ver. 3.0, 20.09.2021, EPD Norway.

| | | |
|--|--|--|
| | Programoperatør og udgiver Næringslivets stiftelse for Miljødeklarationer Post Box 5250 Majorstuen, 0303 Oslo, Norway | Telefon: +47 23 08 80 00 e-post: post@epd-norge.no web: www.epd-norge.no |
|  | Deklarationens ejer: Heidelberg Materials Precast Denmark A/S Mads Clausens Vej 58, 6360 Tinglev | Telefon: +45 72 17 10 00 e-post: Kristina.Agerholm@heidelbergmaterials.dk web: https://precast.heidelbergmaterials.dk/ |
|  | Forfatter af livcyklussrapporten LCA.no AS Dokka 6B, 1671 | Telefon: +47 916 50 916 e-post: post@lca.no web: www.lca.no |
|  | Udvikler af EPD-generator LCA.no AS Dokka 6B, 1671 Kråkerøy | Telefon: +47 916 50 916 e-post: post@lca.no web: www.lca.no |
|  | ECO Platform ECO Portal | web: www.eco-platform.org web: ECO Portal |