

General information

Product

Factor Lite meeting table (1800x900) w/ linoleum

Owner of the declaration:

Svenheim Møbelindustri AS
 Contact person: Karolina Klimaitė
 Phonenr. +37065771148
 Email: post@svneheim.no

General Information

The Norwegian EPD Foundation
 Post Box 5250 Majorstuen, 0303 Oslo
 Phone: +47 J 0 6 6 6 6
 e-mail: post@epd-norge.no

Manufacturer

UAB Svenheim

Declaration number: P000EF11 G1 JH0P

Place of production:

Alytus, Lithuania

This declaration is based on Product Category Rules:

PCR for furniture, NPCR 021, Norwegian EPD Foundation

Management system:

ISO 14001, Certificate No. 81858-2010-AE-LUT-FINAS
 ISO 9001, Certificate No. 81860-2010-AQ-LTU-FINAS
 Accredited unit: DNV Certification OY/AB, Finland

Declared unit:

1800x900x23

Org. No:

No. 950740213

Declared unit with option:

Issue date:

01 01 2018

Functional unit:

Valid to:

31 12 2021

This EPD has been worked out by:

The declaration has been developed using Furniture
 EPD Tool Version 1.3.2, Approval: NEPDT04
 Company specific data collected and registered by:
Data Collector Karolina Klimaitė
 Company specific data audited by:
Data Auditor Linas Vosylius

Comparability:

EPDs from programmes other than the Norwegian
 EPD Foundation may not be comparable

Year of study:

2018

Verification:


Independent verification of data, other environmental
 information and EPD has been carried out in
 accordance with ISO14024, 8.1.3. and 8.1.4.

Approved

externally



Mie Vold, Senior Research Scientist
 (Independent verifier approved by EPD Norway)



Håkon Hauan
 Managing Director of EPD-Norway

Key environmental indicators	Unit	Cradle to Gate A1-A3
Global warming	kg CO ₂	43
Total energy use	MJ	1626
Amount of recycled materials	%	29%

Product

Product Description and Application

Factor Lite meeting tables available in birch, beech oak veneer, various high pressure laminate and linoleum.

Technical Data

Total Weight: 36,76 kg (packaging 0,11 kg)

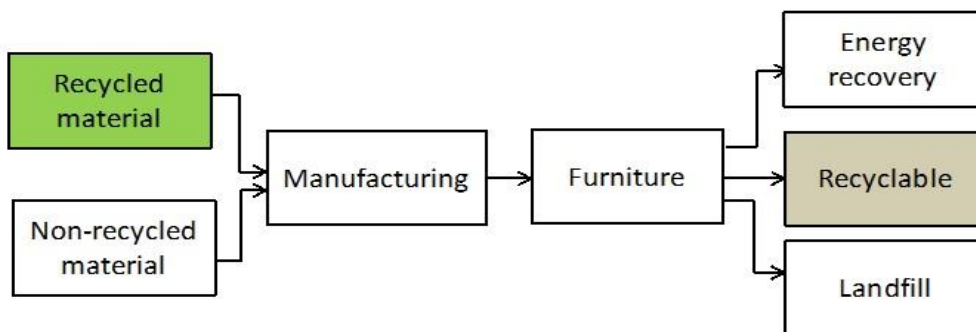
Market

Europe

Reference Service Life

15 years

Materials			Recycled material in manufactured product		Recyclable material at end of product life	
Unit	kg	%	%	kg	%	kg
Wood	23,17	63%	0%	0,00	0%	0,00
Steel	10,70	29%	100%	10,70	100%	10,70
Linoleum	2,11	6%	0%	0,00	100%	2,11
Other	0,37	1%	0%	0,00	0%	0,00
ABS	0,20	1%	0%	0,00	0%	0,00
Textiles	0,12	0%	0%	0,00	0%	0,00
Packaging	0,11	0%	0%	0,00	100%	0,11
Total	36,76		29%		35%	



Product manufactured from 29% recycled material
 At end of life product contains 35% recyclable material

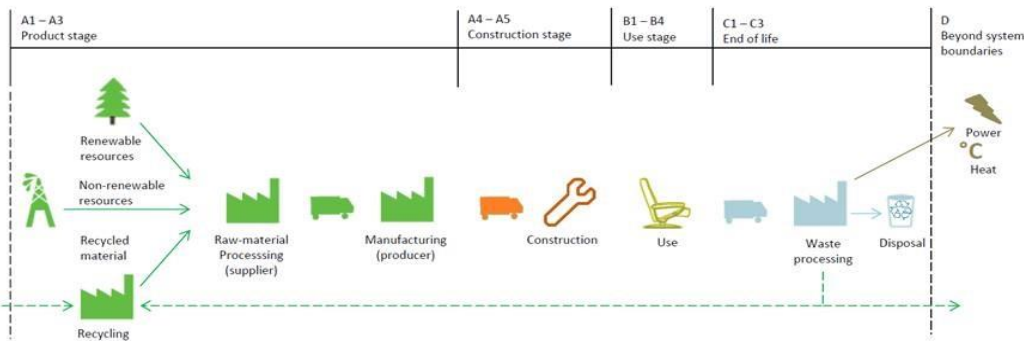
LCA: Calculation rules

Declared Unit

Factor Lite meeting table 1800x900x23 provided and maintained for a period of 15years

System Boundary

Life cycle stages included are described in figure and through the corresponding letter and number designations in the



Data quality

Specific manufacturing data from 2014 are used. Data from Ecoinvent 3.0.1. and Østfoldforskning databases are used as the basis for raw materials and energy carrier production. See [6].

Cut-off criteria

All major raw materials and all the essential energy is included. The production processes for raw materials and energy flows that are included with very small amounts (<1%) are not included. This cut-off rule does not apply for hazardous materials and substances

Allocation

Where virgin materials are used, emissions and energy consumption connected with extraction and production are included.

Where recycled materials are used in the product, emissions and energy consumption related to the recycling process are included.

Emissions from incineration are allocated to the product system that uses the recovered energy.

Emissions from incineration of waste are allocated to the product system that uses the recovered energy.

LCA: Scenarios and additional technical information

Transportation to an average customer in Copenhagen is 1000 km (A4: average European lorry > 32 tonnes)

The use stage (B1) is represented by a scenario and includes vacuum cleaning of textile once a month. The PCR does not provide detailed guidelines for what should be included in the use stage. In the end of life stage, the transport distance for waste to waste processing is 72 km (C1). The reuse, recovery and recycling stage is beyond the system boundaries (D). It is assumed that the solution is dismantled and the materials recycled or combusted according to general Norwegian treatment of industrial waste (see the table below). This calculation includes only CO₂ emissions (GWP) in the C-modules. The transport distance to reuse, recovery or recycling varies for each material, but the average distance is 373 km. The vehicles used and associated data are described in detail in [5].

	Material recovery	Energy recovery	Disposal
Aluminium	70,1 %	0,0 %	30 %
Steel	70,1 %	0,0 %	30 %
Plastic	64,3 %	30,8 %	5 %
Cardboard	94,5 %	5,5 %	0 %

LCA: Results

The following information describe the scenarios in the different modules of the EPD.

System boundaries (X=included, MND=modul not declared, MNR=modul not relevant)

Product stage			Construction stage		Use stage				End of life			Beyond the system boundaries
Raw materials	Transport	Manufacturing	Transport	Construction	Maintenance	Repair	Replacement	Operational energy use	Transport	Waste Processing	Disposal	Reuse-recovery-recycling potential
A1	A2	A3	A4	A5	B1	B2	B3	B4	C1	C2	C3	D
x	x	x	x	MNR	x	MNR	MNR	MNR	x	x	x	x

Environmental impact (INA = Indicator Not Assessed)

Parameter	A1	A2	A3	A1-A3	A4	B1	C1	C2	C3	C1-C3	D
GWP	36,8	0,9	5,3	43,0	3,1	0,0	1,9	5,7	5,8	13,4	-6,3
ODP	3,3E-06	1,7E-07	3,1E-07	3,8E-06	5,8E-07	0,0	INA	INA	INA	INA	-1,0E-08
POCP	1,7E-02	1,5E-04	3,3E-03	2,0E-02	5,8E-04	0,0	INA	INA	INA	INA	-5,1E-03
AP	0,1	8,0E-04	1,8E-02	0,1	2,9E-03	0,0	INA	INA	INA	INA	-4,4E-03
EP	0,3	3,6E-03	2,7E-02	0,3	1,4E-02	0,0	INA	INA	INA	INA	-2,7E-02
ADPM*	1,1E-04	1,7E-06	8,4E-06	1,2E-04	5,5E-06	0,0	INA	INA	INA	INA	-3,1E-06
ADPE	551,1	13,6	63,4	628,1	46,6	0,0	INA	INA	INA	INA	-129,1

GWP Global warming potential (kg CO₂-eqv.); ODP Depletion potential of the stratospheric ozone layer (kg CFC11-eqv.); POCP Formation potential of tropospheric photochemical oxidants (kg C₂H₄-eqv.); AP Acidification potential of land and water (kg SO₂-eqv.); EP Eutrophication potential (kg PO₄-3-eqv.); ADPM Abiotic depletion potential for non fossil resources (kg Sb -eqv.); ADPE Abiotic depletion potential for fossil resources (MJ);

* Some processes use Ecoinvent 3.0.1. and thus data on renewable resources is omitted. The true ADPM, RPEE, RPEM and TPE may be higher than indicated. This issue will be addressed in a new version of Ecoinvent 3, data from which was not available when this declaration was prepared.

Resource use (INA = Indicator Not Assessed)

Parameter	A1	A2	A3	A1-A3	A4	B1	C1	C2	C3	C1-C3	D
RPEE*	855,5	0,2	63,5	919,2	0,7	0,0	INA	INA	INA	INA	-0,4
RPEM*	222,7	0,1	41,4	264,2	0,2	0,0	INA	INA	INA	INA	-0,4
TPE*	1078,2	0,3	104,9	1183,4	1,0	0,0	INA	INA	INA	INA	-0,8
NRPE	592,5	13,9	100,5	706,8	47,5	0,0	INA	INA	INA	INA	-127,6
NRPM	8,4	0,0	0,0	8,4	0,0	0,0	INA	INA	INA	INA	0,0
TNRPE	600,9	13,9	100,5	715,2	47,5	0,0	INA	INA	INA	INA	-127,6
SM	12,7	0,0	0,0	12,7	0,0	0,0	INA	INA	INA	INA	-8,1
RSF	0,0	0,0	0,0	0,0	0,0	0,0	INA	INA	INA	INA	0,0
NRSF	0,0	0,0	0,0	0,0	0,0	0,0	INA	INA	INA	INA	0,0
W	0,0	0,0	0,0	0,0	0,0	0,0	INA	INA	INA	INA	0,0

RPEE Renewable primary energy resources used as energy carrier (MJ); RPEM Renewable primary energy resources used as raw materials (MJ); TPE Total use of renewable primary energy resources (MJ); NRPE Non renewable primary energy resources used as energy carrier (MJ); NRPM Non renewable primary energy resources used as materials (MJ); TNRPE Total use of non renewable primary energy resources (MJ); SM Use of secondary materials (kg); RSF Use of renewable secondary fuels (MJ); NRSF Use of non renewable secondary fuels (MJ); W Use of net fresh water (m3);

End of life - Waste and Output flow (INA = Indicator Not Assessed)

Parameter	A1	A2	A3	A1-A3	A4	B1	C1	C2	C3	C1-C3	D
HW	5,1E-03	8,0E-06	1,2E-04	5,2E-03	2,7E-05	0,0	INA	INA	INA	INA	0,0
NHW	13,2	1,3	1,3	15,8	4,2	0,0	INA	INA	INA	INA	-0,5
RW	0,0	0,0	0,0	0,0	0,0	0,0	INA	INA	INA	INA	0,0
CR	0,0	0,0	0,0	0,0	0,0	0,0	INA	INA	INA	INA	0,0
MR	1,4E-02	0,0	0,0	1,4E-02	0,0	0,0	INA	INA	INA	INA	0,0
MER	0,0	0,0	0,0	0,0	0,0	0,0	INA	INA	INA	INA	0,0
EEE	0,0	0,0	0,0	0,0	0,0	0,0	INA	INA	INA	INA	0,0
ETE	0,0	0,0	0,0	0,0	0,0	0,0	INA	INA	INA	INA	0,0

HW Hazardous waste disposed (kg); NHW Non hazardous waste disposed (kg); RW Radioactive waste disposed (kg); CR Components for reuse (kg); MR Materials for recycling (kg); MER Materials for energy recovery (kg); EEE Exported electric energy (MJ); ETE Exported thermal energy (MJ);

Specific Norwegian requirements

Electricity

The electricity consumed is assumed to be from East pool mix in the East European countries. European mix and energy mix in Lithuania is based on data from the World bank. (Based on data 2011.)

Electricity mix: 0,053 kg CO2 eqv/MJ (East European mix)

Dangerous Substances

None of the following substances have been added to the product: Substances on the REACH Candidate list of substances of very high concern (of '16.06.2014) substances on the Norwegian Priority list (pr.17.06.2013) and substances that lead to the product being classified as hazardous waste. The chemical content of the product complies with regulatory levels as given in the Norwegian Product Regulations

Indoor Environment




According to ISO 14001

Climate Declaration

Not relevant

Bibliography

- [1] NS-EN ISO 14025:2006, Environmental labels and declarations-Type III environmental declarations-Principles and procedures.
- [2] NS-EN ISO 14044:2006, Environmental management - Life cycle assessment - Requirements and guidelines
- [3] EN 15804:2012 + A1:2013 Sustainability of construction works - Environmental product declaration - Core rules for the product category of construction products
- [4] Product category rules (PCR) for preparing an environmental product declaration for:
Product Group Seating Solution NPCR 003: 2015; Product Group Plate Furniture NPCR 021: 2012
- [5] Raadal, H. L., Modahl, I. S., Lyng, K. A. (2009). Klimaregnskap for avfallshåndtering, Fase I og II. OR 18.09. ISBN : 978-82-7520-611-2, 82-7520-611-1
- [6] Brekke, A., Møller, H., Baxter, J., Askham, C. (2014). Verktøy - miljødeklarasjon for møbel
Dokumentasjon som grunnlag for verifisering, Ostfold Research

	epd-norge.no The Norwegian EPD Foundation	Program Holder and Publisher The Norwegian EPD Foundation Post Box 5250 Majorstuen, 0303 Oslo Norge	Phone: +47 22 11 00 00 email: post@epd-norge.no web: www.epd-norge.no
	Owner of the Declaration Svenheim Møbelindustri AS Ulefossveien 48 3730 SKIEN - Norway	Phone: +47 81570790 email: post@svenheim.no web: www.svenheim.no	
	Author of the Life Cycle Assessment Østfoldforskning AS Stadion 4 1671 Kråkerøy	Phone: +47 69351100 email: post@ostfoldforskning.no web: www.ostfoldforskning.no	