

Environmental product declaration

in accordance with ISO 14025 and EN 15804+A2

Siro Meeting Chair



Kinnarps

The Norwegian EPD Foundation

Owner of the declaration:

Kinnarps AB

Product:

Siro Meeting Chair

Declared unit:

1 pcs

This declaration is based on Product Category Rules:

CEN Standard EN 15804:2012+A2:2019 serves as core

PCR

NPCR 026:2022 Part B for Furniture

Program operator:

The Norwegian EPD Foundation

Declaration number:

Registration number:

Issue date:

Valid to:

EPD software:

LCAno EPD generator ID: 72361

General information

Product

Siro Meeting Chair

Program operator:

The Norwegian EPD Foundation
Post Box 5250 Majorstuen, 0303 Oslo, Norway
Phone: +47 977 22 020
web: www.epd-norge.no

Declaration number:

This declaration is based on Product Category Rules:

CEN Standard EN 15804:2012+A2:2019 serves as core PCR
NPCR 026:2022 Part B for Furniture

Statement of liability:

The owner of the declaration shall be liable for the underlying information and evidence. EPD Norway shall not be liable with respect to manufacturer information, life cycle assessment data and evidences.

Declared unit:

1 pcs Siro Meeting Chair

Declared unit (cradle to gate) with option:

A1-A3,A4,A5,B2,B3,B4,C1,C2,C3,C4,D

Functional unit:

Production of one Siro chair, provided and maintained for a period of 15 years.

General information on verification of EPD from EPD tools:

Independent verification of data, other environmental information and the declaration according to ISO 14025:2010, § 8.1.3 and § 8.1.4. Verification of each EPD is made according to EPD-Norway's guidelines for verification and approval requiring that tools are i) integrated into the company's environmental management system, ii) the procedures for use of the EPD tool are approved by EPD-Norway, and iii) the process is reviewed annually by an independent third party verifier. See Appendix G of EPD-Norway's General Programme Instructions for further information on EPD tools

Verification of EPD tool:

Independent third party verification of the EPD tool, background data and test-EPD in accordance with EPDNorway's procedures and guidelines for verification and approval of EPD tools.

Third party verifier:

Elisabet Amat, GREENIZE projects

(no signature required)

Owner of the declaration:

Kinnarps AB
Contact person: Johanna Ljunggren - Corporate Sustainability Manager
Phone: +46 515 381 21
e-mail: johanna.ljunggren@kinnarps.se

Manufacturer:

Kinnarps AB

Place of production:

Kinnarps AB
Industrigatan
521 88 Kinnarp, Sweden

Management system:

ISO 9001, ISO 14001, ISO 45001

Organisation no:

556256-6736

Issue date:

Valid to:

Year of study:

2022

Comparability:

EPD of construction products may not be comparable if they not comply with EN 15804 and seen in a building context.

Development and verification of EPD:

The declaration is created using EPD tool lca.tools ver EPD2022.03, developed by LCA.no. The EPD tool is integrated in the company's management system, and has been approved by EPD Norway.

Developer of EPD: Isabell Vesterberg

Reviewer of company-specific input data and EPD: Rickard Thil

Approved:



Håkon Hauan, CEO EPD-Norge

Product

Product description:

Siro meeting chair with 4-legged steel underframe and fully upholstered seat unit with 100 % recycled polyester fabric. Plastic or wooden armrests are available as options.

Siro is a meeting chair with a timeless design that is easy to place and simple to combine in different interior design solutions. It is ideal for different types of meeting places, meeting rooms or touch-down areas for shorter periods of work. Siro is a sustainable choice developed to last a long time in terms of both appearance and function.

Read more: <https://www.kinnarps.com/products/seating/chairs/siro/?pr=524>

Product specification

The chair has a fully upholstered seat unit, integrated Nozag springs in the seat and a patented back. This provides extra comfort and allows you to sit comfortably for longer periods of time. The chair's flexing back encourages movement and counteracts static sitting.

This EPD includes the following variants:

Siro with 4-legged underframe, one variant with wool blend fabric and one with polyester fabric,

Siro with 4-legged underframe, castors and wooden armrests. Castors provide easy movement and make it easy to push close to the table. One variant with 100 % recycled polyester fabric and one with wool blend fabric,

Siro with a well-designed C-frame, one variant with 100 % recycled polyester fabric and with wool blend fabric,

Siro with a 5-star base, which is height-adjustable and has a swivel function, which makes the chair easy to adapt to the user and different meeting situations. One variant with 100 % recycled polyester fabric and one with wool blend fabric.

Included options are:

Wooden armrests

Plastic armrest

Materials	kg	%	Recycled share in material (kg)	Recycled share in material (%)
Metal - Steel	5,83	74,14	1,02	17,49
Plastic - Polyethylene terephthalate (PET)	0,14	1,78	0,00	0,00
Plastic - Polyurethane (PUR)	1,36	17,29	0,00	0,00
Textile - Polyester (PE)	0,53	6,79	0,39	73,03
Total	7,87		1,41	

Technical data:

Certifications:

Swedish Möbelfakta,

GS.

Fulfilled technical standards:

EN 16139:2013 Furniture - Strength, durability and safety - Requirements for non-domestic seating.

Fulfilled fire requirements:

EN 1021-1 Assessment of the ignitability of upholstered furniture – Part 1: Ignition source smouldering cigarette, with Kinnarps standard fabrics,

EN 1021-2 Assessment of the ignitability of upholstered furniture – Part 2: Ignition source match flame equivalent, with Kinnarps standard fabrics.

Market:

Mainly Europe, but is available worldwide.

Reference service life, product

15 years (5 years warranty).

Reference service life, building

LCA: Calculation rules

Declared unit:

1 pcs Siro Meeting Chair

Cut-off criteria:

All major raw materials and all the essential energy is included. The production processes for raw materials and energy flows with very small amounts (less than 1%) are not included. These cut-off criteria do not apply for hazardous materials and substances.

Allocation:

The allocation is made in accordance with the provisions of EN 15804. Incoming energy and water and waste production in-house is allocated equally among all products through mass allocation. Effects of primary production of recycled materials is allocated to the main product in which the material was used. The recycling process and transportation of the material is allocated to this analysis.

Data quality:

Specific data for the product composition are provided by the manufacturer. They represent the production of the declared product and were collected for EPD development in the year of study. Background data is based on registered EPDs according to EN 15804, Ostfold Research databases, ecoinvent and other LCA databases. The data quality of the raw materials in A1 is presented in the table below.

Specific data for the manufacturing processes (product stage A3) refers to the year 2020. All other specific data is from year of study.

Materials	Source	Data quality	Year
Metal - Steel	ecoinvent 3.6	Database	2019
Plastic - Polyethylene terephthalate (PET)	ecoinvent 3.6	Database	2019
Plastic - Polyurethane (PUR)	ecoinvent 3.6	Database	2019
Textile - Polyester (PE)	ecoinvent 3.6	Database	2019
Textile - Polyester (PE)	SCS-EPD-08784	EPD	2020

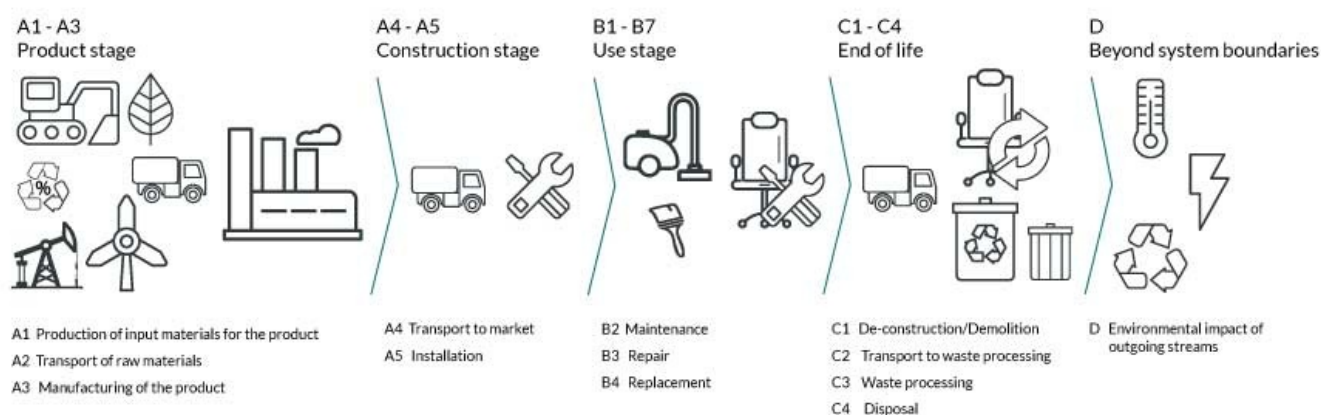
System boundaries (X=included, MND=module not declared, MNR=module not relevant)

Product stage			Construction installation stage		Use stage						End of life stage				Beyond the system boundaries	
Raw materials	Transport	Manufacturing	Transport	Assembly	Use	Maintenance	Repair	Replacement	Refurbishment	Operational energy use	Operational water use	De-construction demolition	Transport	Waste processing	Disposal	Reuse-Recovery-Recycling-potential
A1	A2	A3	A4	A5	B1	B2	B3	B4	B5	B6	B7	C1	C2	C3	C4	D
X	X	X	X	X	MND	X	X	X	MND	MND	MND	X	X	X	X	X

System boundary:

The upholstery is manufactured at Kinnarps' production site in Skillingaryd, where the fabric is also processed. Certain steel components are manufactured at Kinnarps' production site in Jönköping and some are purchased as premanufactured components. The plastic components are purchased as premanufactured components.

The flow chart below illustrates the system boundaries of the analysis.



Additional technical information:

LCA: Scenarios and additional technical information

The following information describe the scenarios in the different modules of the EPD.

The product is shipped to consumer in Kinnarps' trucks with blankets and cardboard sheets as packaging material which is returned to the factory after delivery and reused. This method saves 270 kg of packaging material per container and enables 50% more products to be transported in each truck. Kinnarps' trucks have a load efficiency of approximately 87 % and are run on diesel with renewable content. For more information about sustainability at Kinnarps, visit <https://www.kinnarps.com/about-kinnarps/sustainability/>.

The maintenance scenario includes vacuum cleaning of textiles once a week for the whole reference service life.

In normal use, no repair or replacement is required during the product's referenced service life.

Transport from production place to user (A4)	Capacity utilisation (incl. return) %	Distance (km)	Fuel/Energy Consumption	Unit	Value (Liter/tonne)
Truck, 16-32 tonnes, HVO, EURO 6 (kgkm)	36,7 %	300	0,043	l/tkm	12,90
Maintenance (B2)		Unit	Value		
Electricity, European average (kWh)		kWh/DU	11,70		
Transport to waste processing (C2)	Capacity utilisation (incl. return) %	Distance (km)	Fuel/Energy Consumption	Unit	Value (Liter/tonne)
Truck, 16-32 tonnes, EURO 6 (km)	36,7 %	85	0,043	l/tkm	3,66
Waste processing (C3)		Unit	Value		
Waste treatment per kg Polyethylene terephthalate, PET, incineration with fly ash extraction - C3 (kg)		kg	0,14		
Waste treatment per kg Polyurethane (PU), incineration (kg)		kg	1,36		
Waste treatment per kg Scrap steel, incineration with fly ash extraction (kg)		kg	0,72		
Waste treatment per kg Textile, incineration with fly ash extraction (kg)		kg	0,53		
Waste, materials to recycling (kg)		kg	0,24		
Disposal (C4)		Unit	Value		
Landfilling of ashes and residues from incineration of Scrap steel (kg)		kg	0,48		
Landfilling of ashes from incineration of Polyethylene terephthalate, PET, process per kg ashes and residues - C4 (kg)		kg	0,00		
Landfilling of ashes from incineration of Polyurethane (PU), process per kg ashes and residues - C4 (kg)		kg	0,05		
Landfilling of ashes from incineration of Textile, soiled, process per kg ashes and residues (kg)		kg	0,03		
Benefits and loads beyond the system boundaries (D)		Unit	Value		
Substitution of electricity, in Norway (MJ)		MJ	2,54		
Substitution of primary steel with net scrap (kg)		kg	0,16		
Substitution of thermal energy, district heating, in Norway (MJ)		MJ	38,47		

LCA: Results

The LCA results are presented below for the declared unit defined on page 2 of the EPD document.

Environmental impact							
Indicator	Unit	A1-A3	A4	A5	B2	B3	
GWP-total	kg CO ₂ -eq	3,62E+01	9,22E-02	0	5,01E+00	0	
GWP-fossil	kg CO ₂ -eq	3,55E+01	9,19E-02	0	4,96E+00	0	
GWP-biogenic	kg CO ₂ -eq	6,12E-01	1,56E-04	0	3,49E-02	0	
GWP-luluc	kg CO ₂ -eq	7,52E-02	1,43E-04	0	1,15E-02	0	
ODP	kg CFC11 -eq	2,59E-06	1,90E-08	0	4,20E-07	0	
AP	mol H ⁺ -eq	1,77E-01	6,45E-04	0	2,90E-02	0	
EP-FreshWater	kg P -eq	3,32E-03	3,37E-06	0	5,30E-04	0	
EP-Marine	kg N -eq	3,70E-02	1,71E-04	0	3,68E-03	0	
EP-Terrestrial	mol N -eq	3,68E-01	1,91E-03	0	4,53E-02	0	
POCP	kg NMVOC -eq	1,32E-01	6,98E-04	0	1,15E-02	0	
ADP-minerals&metals ¹	kg Sb-eq	7,01E-04	1,12E-05	0	3,64E-05	0	
ADP-fossil ¹	MJ	5,49E+02	1,95E+00	0	1,02E+02	0	
WDP ¹	m ³	9,49E+03	5,76E+00	0	1,54E+03	0	

Indicator	Unit	B4	C1	C2	C3	C4	D
GWP-total	kg CO ₂ -eq	0	0	1,10E-01	4,74E+00	9,74E-03	-4,09E-01
GWP-fossil	kg CO ₂ -eq	0	0	1,10E-01	3,96E+00	9,73E-03	-4,01E-01
GWP-biogenic	kg CO ₂ -eq	0	0	4,54E-05	7,82E-01	9,50E-06	-5,58E-04
GWP-luluc	kg CO ₂ -eq	0	0	3,90E-05	2,23E-05	2,22E-06	-7,76E-03
ODP	kg CFC11 -eq	0	0	2,48E-08	1,89E-08	2,04E-09	-1,62E-02
AP	mol H ⁺ -eq	0	0	3,15E-04	3,28E-03	5,17E-05	-2,72E-03
EP-FreshWater	kg P -eq	0	0	8,76E-07	1,23E-06	1,14E-07	-3,08E-05
EP-Marine	kg N -eq	0	0	6,24E-05	1,84E-03	1,77E-05	-7,83E-04
EP-Terrestrial	mol N -eq	0	0	6,98E-04	1,76E-02	1,97E-04	-8,36E-03
POCP	kg NMVOC -eq	0	0	2,67E-04	4,17E-03	5,60E-05	-2,68E-03
ADP-minerals&metals ¹	kg Sb-eq	0	0	3,03E-06	6,85E-07	1,12E-07	-5,28E-06
ADP-fossil ¹	MJ	0	0	1,66E+00	1,55E+00	1,56E-01	-4,68E+00
WDP ¹	m ³	0	0	1,60E+00	4,45E+00	6,77E-01	-3,05E+01

GWP-total = Global Warming Potential total; GWP-fossil = Global Warming Potential fossil fuels; GWP-biogenic = Global Warming Potential biogenic; GWP-luluc = Global Warming Potential land use and land use change; ODP = Depletion potential of the stratospheric ozone layer; AP = Acidification potential, Accumulated Exceedance; EP-freshwater = Eutrophication potential, fraction of nutrients reaching freshwater end compartment; EP-marine = Eutrophication potential, fraction of nutrients reaching marine end compartment; EP-terrestrial = Eutrophication potential, Accumulated Exceedance; POCP = Formation potential of tropospheric ozone; ADP-minerals&metals = Abiotic depletion potential for non-fossil resources; ADP-fossil = Abiotic depletion for fossil resources potential; WDP = Water (user) deprivation potential, deprivation-weighted water consumption

"Reading example: 9,0 E-03 = 9,0*10⁻³ = 0,009"

*INA Indicator Not Assessed

1. The results of this environmental impact indicator shall be used with care as the uncertainties on these results are high or as there is limited experienced with the indicator

Remarks to environmental impacts

Additional environmental impact indicators							
Indicator	Unit	A1-A3	A4	A5	B2	B3	
PM	Disease incidence	2,51E-06	2,13E-08	0	7,60E-08	0	
IRP ²	kgBq U235 -eq	3,97E+00	6,35E-03	0	8,97E-01	0	
ETP-fw ¹	CTUe	1,31E+03	2,84E+00	0	7,17E+01	0	
HTP-c ¹	CTUh	1,36E-07	0,00E+00	0	2,00E-09	0	
HTP-nc ¹	CTUh	1,23E-06	4,74E-09	0	6,91E-08	0	
SQP ¹	dimensionless	2,62E+02	3,63E+00	0	2,47E+01	0	

Indicator	Unit	B4	C1	C2	C3	C4	D
PM	Disease incidence	0	0	6,72E-09	1,19E-08	8,45E-10	-1,26E-07
IRP ²	kgBq U235 -eq	0	0	7,25E-03	2,36E-03	6,57E-04	-1,97E-02
ETP-fw ¹	CTUe	0	0	1,23E+00	9,71E+00	1,47E-01	-2,73E+01
HTP-c ¹	CTUh	0	0	0,00E+00	2,86E-10	6,00E-12	-1,17E-09
HTP-nc ¹	CTUh	0	0	1,34E-09	1,13E-08	2,12E-10	1,95E-09
SQP ¹	dimensionless	0	0	1,16E+00	1,70E-01	3,69E-01	-2,14E+01

PM = Particulate Matter emissions; IRP = Ionizing radiation – human health; ETP-fw = Eco toxicity – freshwater; HTP-c = Human toxicity – cancer effects; HTP-nc = Human toxicity – non cancer effects; SQP = Soil Quality (dimensionless)

"Reading example: 9,0 E-03 = 9,0*10⁻³ = 0,009"

*INA Indicator Not Assessed

1. The results of this environmental impact indicator shall be used with care as the uncertainties on these results are high or as there is limited experienced with the indicator
2. This impact category deals mainly with the eventual impact of low dose ionizing radiation on human health of the nuclear fuel cycle. It does not consider effects due to possible nuclear accidents, occupational exposure nor due to radioactive waste disposal in underground facilities. Potential ionizing radiation from the soil, from radon and from some construction materials is also not measured by this indicator.

Resource use								
Indicator		Unit	A1-A3	A4	A5	B2	B3	
	PERE	MJ	1,09E+02	8,81E-02	0	1,98E+01	0	
	PERM	MJ	1,09E+00	0,00E+00	0	0,00E+00	0	
	PERT	MJ	1,10E+02	8,81E-02	0	1,98E+01	0	
	PENRE	MJ	5,04E+02	1,95E+00	0	1,03E+02	0	
	PENRM	MJ	7,49E+01	0,00E+00	0	0,00E+00	0	
	PENRT	MJ	5,79E+02	1,95E+00	0	1,03E+02	0	
	SM	kg	1,50E+00	0,00E+00	0	0,00E+00	0	
	RSF	MJ	3,06E-01	2,86E-03	0	1,45E+00	0	
	NRSF	MJ	2,16E+00	9,87E-03	0	3,44E-01	0	
	FW	m ³	5,00E-01	7,96E-04	0	8,69E-02	0	

Indicator		Unit	B4	C1	C2	C3	C4	D
	PERE	MJ	0	0	2,37E-02	4,23E-02	4,64E-03	-1,98E+01
	PERM	MJ	0	0	0,00E+00	-9,34E-01	0,00E+00	0,00E+00
	PERT	MJ	0	0	2,37E-02	-8,92E-01	4,64E-03	-1,98E+01
	PENRE	MJ	0	0	1,66E+00	1,56E+00	1,56E-01	-4,68E+00
	PENRM	MJ	0	0	0,00E+00	-4,84E+01	0,00E+00	0,00E+00
	PENRT	MJ	0	0	1,66E+00	-4,68E+01	1,56E-01	-4,68E+00
	SM	kg	0	0	0,00E+00	0,00E+00	0,00E+00	0,00E+00
	RSF	MJ	0	0	8,49E-04	1,02E-03	1,19E-04	2,97E-03
	NRSF	MJ	0	0	3,04E-03	0,00E+00	8,61E-03	-9,81E-01
	FW	m ³	0	0	1,77E-04	5,57E-03	1,41E-04	-2,41E-02

PERE = Use of renewable primary energy excluding renewable primary energy resources used as raw materials; PERM = Use of renewable primary energy resources used as raw materials; PERT = Total use of renewable primary energy resources; PENRE = Use of non renewable primary energy excluding non-renewable primary energy resources used as raw materials; PENRM = Use of non renewable primary energy resources used as raw materials; PENRT = Total use of non renewable primary energy resources; SM = Use of secondary materials; RSF = Use of renewable secondary fuels; NRSF = Use of non-renewable secondary fuels; FW = Net use of fresh water

"Reading example: 9,0 E-03 = 9,0*10⁻³ = 0,009"

*INA Indicator Not Assessed

End of life - Waste							
Indicator		Unit	A1-A3	A4	A5	B2	B3
	HWD	kg	5,51E-01	2,73E-04	0	1,54E-02	0
	NHWD	kg	1,56E+01	2,89E-01	0	3,47E-01	0
	RWD	kg	4,77E-03	7,79E-06	0	7,32E-04	0

Indicator		Unit	B4	C1	C2	C3	C4	D
	HWD	kg	0	0	8,55E-05	0,00E+00	5,17E-01	-1,07E-03
	NHWD	kg	0	0	8,07E-02	0,00E+00	4,40E-02	-1,48E-01
	RWD	kg	0	0	1,13E-05	0,00E+00	9,53E-07	-1,62E-05

HWD = Hazardous waste disposed; NHWD = Non-hazardous waste disposed; RWD = Radioactive waste disposed

*Reading example: 9,0 E-03 = $9,0 \cdot 10^{-3}$ = 0,009"

*INA Indicator Not Assessed

End of life - Output flow							
Indicator		Unit	A1-A3	A4	A5	B2	B3
	CRU	kg	0,00E+00	0,00E+00	0	0,00E+00	0
	MFR	kg	2,85E+00	0,00E+00	0	0,00E+00	0
	MER	kg	1,82E-02	0,00E+00	0	0,00E+00	0
	EEE	MJ	8,25E-01	0,00E+00	0	0,00E+00	0
	EET	MJ	1,25E+01	0,00E+00	0	0,00E+00	0

Indicator		Unit	B4	C1	C2	C3	C4	D
	CRU	kg	0	0	0,00E+00	0,00E+00	0,00E+00	0,00E+00
	MFR	kg	0	0	0,00E+00	2,45E-01	0,00E+00	0,00E+00
	MER	kg	0	0	0,00E+00	2,76E+00	0,00E+00	0,00E+00
	EEE	MJ	0	0	0,00E+00	2,45E+00	0,00E+00	0,00E+00
	EET	MJ	0	0	0,00E+00	3,71E+01	0,00E+00	0,00E+00

CRU = Components for re-use; MFR = Materials for recycling; MER = Materials for energy recovery; EEE = Exported energy electrical; EET = Exported energy thermal

*Reading example: 9,0 E-03 = $9,0 \cdot 10^{-3}$ = 0,009"

*INA Indicator Not Assessed

Biogenic Carbon Content		
Indicator	Unit	At the factory gate
Biogenic carbon content in product	kg C	0,00E+00
Biogenic carbon content in accompanying packaging	kg C	8,71E-05

Note: 1 kg biogenic carbon is equivalent to 44/12 kg CO₂

Additional requirements

Greenhouse gas emissions from the use of electricity in the manufacturing phase

National production mix from import, low voltage (production of transmission lines, in addition to direct emissions and losses in grid) of applied electricity for the manufacturing process (A3).

Electricity mix	Data source	Amount	Unit
Electricity, Sweden (kWh)	ecoinvent 3.6	54,94	g CO ₂ -eq/kWh

Dangerous substances

The product contains substances given by the REACH Candidate list that are less than 0,1 % by weight.

Indoor environment

The product is low-emitting and certified according to Swedish Möbelfakta.

Additional Environmental Information

Key Environmental Indicators

Key environmental indicators	Unit	A1-A3	A4	A1-C4	A1-D
GWPTotal	kg CO ₂ -eq	36,23	0,09	46,18	45,77
Total energy consumption	MJ	615,62	2,05	745,30	719,81
Amount of recycled materials	%	17,87			

Additional environmental impact indicators required in NPCR Part A for construction products

Indicator	Unit	A1-A3	A4	A5	B2	B3
GWPIOBC	kg CO ₂ -eq	3,82E+01	9,22E-02	0	5,37E+00	0

Indicator	Unit	B4	C1	C2	C3	C4	D
GWPIOBC	kg CO ₂ -eq	0	0	1,10E-01	4,82E+00	1,15E-02	-4,94E-01

GWPTotal: Global warming potential calculated according to the principle of instantaneous oxidation. In order to increase the transparency of biogenic carbon contribution to climate impact, the indicator GWP-IOBC is required as it declares climate impacts calculated according to the principle of instantaneous oxidation. GWP-IOBC is also referred to as GWP-GHG in context to Swedish public procurement legislation.

Variants and Options

Key environmental indicators (A1-A3) for variants of this EPD





Variants	Weight (kg)	GWPTotal (kg CO ₂ -eq)	Total energy consumption (MJ)	Amount of recycled materials (%)
Siro - 4 leg - Wool blend fabric	8,10	69,49	796,23	12,68
Siro - 4 leg - Polyester fabric	8,00	36,49	639,24	12,91
Siro - 4 leg - Castors - Wooden armrests - 100 % recycled polyester fabric	9,20	41,63	719,00	16,80
Siro - 4 leg - Castors - Wooden armrests - Wool blend fabric	9,40	74,90	899,68	12,32
Siro - C-frame - 100 % recycled polyester fabric	9,90	44,27	757,41	18,34
Siro - C-frame - Wool blend fabric	10,10	77,53	938,04	14,13
Siro - 5-star base - 100 % recycled polyester fabric	10,10	51,53	862,86	14,45
Siro - 5-star base - Wool blend fabric	10,30	84,79	1043,49	10,37

Key environmental indicators (A1-A3) for options for this EPD

Options	Weight (kg)	GWPTotal (kg CO ₂ -eq)	Total energy consumption (MJ)	Amount of recycled materials (%)
Siro - Wooden armrests, pair	0,20	-0,16	7,67	0,00
Siro - Plastic armrests, pair	0,20	0,76	20,07	0,00

Bibliography

ISO 14025:2010 Environmental labels and declarations - Type III environmental declarations - Principles and procedures.
 ISO 14044:2006 Environmental management - Life cycle assessment - Requirements and guidelines.
 EN 15804:2012+A2:2019 Environmental product declaration - Core rules for the product category of construction products.
 ISO 21930:2017 Sustainability in buildings and civil engineering works - Core rules for environmental product declarations of construction products.
 ecoinvent v3, Allocation, cut-off by classification, Swiss Centre of Life Cycle Inventories.
 Iversen et al., (2021) eEPD v2021.09 Background information for EPD generator tool system verification, LCA.no Report number: 07.21
 Ruud et al., (2023) EPD generator for NPCR026 Part B for Furniture - Background information for EPD generator application and LCA data, LCA.no report number 01.23
 NPCR Part A: Construction products and services. Ver. 2.0. March 2021, EPD-Norge.
 NPCR 026 Part B for Furniture. Ver. 2.0 March 2022, EPD-Norge.

	Program operator and publisher The Norwegian EPD Foundation Post Box 5250 Majorstuen, 0303 Oslo, Norway	Phone: +47 977 22 020 e-mail: post@epd-norge.no web: www.epd-norge.no
	Owner of the declaration: Kinnarps AB Industrigatan, 521 88 Kinnarp	Phone: +46 515 381 21 e-mail: johanna.ljunggren@kinnarps.se web: kinnarps.com
	Author of the Life Cycle Assessment LCA.no AS Dokka 6B, 1671	Phone: +47 916 50 916 e-mail: post@lca.no web: www.lca.no
	Developer of EPD generator LCA.no AS Dokka 6B,1671 Kråkerøy	Phone: +47 916 50 916 e-mail: post@lca.no web: www.lca.no
	ECO Platform ECO Portal	web: www.eco-platform.org web: ECO Portal